





Le macchine Hot Melt consentono di applicare etichette avvolgenti a medie-alte velocità con un importante risparmio di colla. I settori di impiego principali sono quello delle bevande e l'alimentare.

Le caratteristiche che meglio distinguono la nostra gamma di Hot Melt sono un magazzino porta etichette regolabile su tre assi (in altezza, in profondità e laterale) e la rapidità nel cambio formato bottiglia.

Le nostre HR infatti non necessitano di cambio pulegge in caso di bottiglie di diverso diametro e questo implica anche un notevole risparmio economico. La versione con camma elettronica consente il confezionamento anche di contenitori sagomati e l'aggiunta di ulteriori stazioni di etichettaggio.

	Mod. HR 4T	Mod. HR 6T	Mod. HR 8T	Mod. HR 10T	Mod. HR 12T	Mod. HR 16T	Mod. HR 20T
TYPE	Hot Melt	Hot Melt	Hot Melt	Hot Melt	Hot Melt	Hot Melt	Hot Melt
SPEED	6000 c/h	9000 c/h	12000 c/h	15000 c/h	18000 c/h	24000 c/h	30000 c/h
PLATES / HEADS	4	6	8	10	12	16	20
CONTAINERS SELECTION	Screw conveyor	Screw conveyor	Screw conveyor	Screw conveyor	Screw conveyor	Screw conveyor	Screw conveyor
PLATES ROTATION	Belts or electronic cam	Belts or electronic cam	Belts or electronic cam	Belts or electronic cam	Belts or electronic cam	Belts or electronic cam	Belts or electronic cam
SPEED GEARS	Inverter	Inverter	Inverter	Inverter	Inverter	Inverter	Inverter
SERIE'S EQUIPMENT	Preselection gate - Auto speed adj. - Too full sensor - Mouldered plates (valid for all the models)						
SPACES IN STAR	2	3	4	4	6	6	6
PRIMITIVE DIAMETER	480 mm	480 mm	480 mm	600 mm	600 mm	800 mm	1000 mm
MAX. LABEL LENGTH	390 mm	390 mm	390 mm	390 mm	390 mm	390 mm	390 mm
MAX. LABEL HEIGHT	150 mm	150 mm	150 mm	150 mm	150 mm	150 mm	150 mm
CONTAINERS DIAMETER	50-120 mm	50-120 mm	50-120 mm	50-120 mm	50-120 mm	50-120 mm	50-120 mm
CONTAINER HEIGHT	380 mm	380 mm	380 mm	380 mm	380 mm	380 mm	380 mm
MACHINE MEASURES	250x190 cm	250x190 cm	250x190 cm	300x180 cm	300x180 cm	300x235 cm	300x251 cm
CASE MEASURES	275x215 cm	275x215 cm	275x215 cm	325x205 cm	325x205 cm	325x240 cm	325x276 cm
WEIGHT	1350 Kg	1350 Kg	1350 Kg	2100 Kg	2100 Kg	2800 Kg	3000 Kg
VOLTAGE	380V 60Hz	380V 60Hz	380V 60Hz	380V 60Hz	380V 60Hz	380V 60Hz	380V 60Hz
ELECTRICAL CONSUMPTION	9kw	9kw	9kw	11,5kw	11,5kw	18kw	18kw



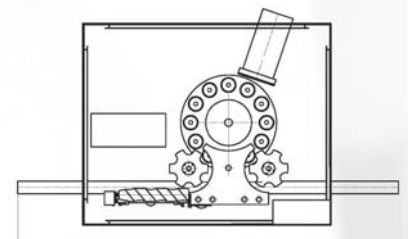

HR 8T

Hot Melt machines allow to apply wraparound labels, at average and high speeds, with an important saving of glue.

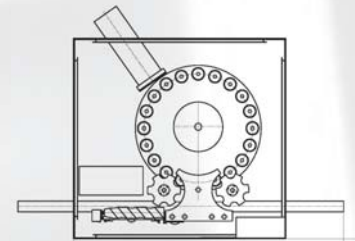
The most important branches of employment are drinks and foods. The features peculiar that better distinguish our range of Hot Melt are a label box adjustable on three axis (in height, in depth and laterally) and the rapidity in the bottle size change.

Ours HR machines in fact they don't need change pulleys in case of bottles of different diameter and this also implicates an important economic saving.

The version with electronic cam also allows the packaging of shaped containers and the addition of further labelling stations.



HR 12T



HR 20T